



Using NHS attend anywhere



using your ipad or iphone



you will get a link from the service you are using by text or email

Tap on the link below to access the waiting area:

<http://nhsattend.direct/dandgtest>

tap on the link

A screenshot of a mobile app installation prompt. At the top, it says 'Have you installed the NHS Attend Anywhere app?'. Below this, there are two options: 'I've installed the app:' with a green 'Use the app' button, and 'I don't have the app:' with a grey 'Get the app' button. At the bottom, it says 'Once you've installed the app, return to this page and select Use the app'.

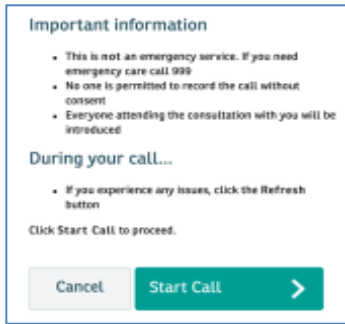
a box will open

tap on 'use the app'

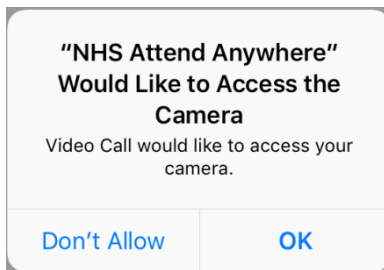
A screenshot of a registration form titled 'Dumfries & Galloway - Acute'. The form is for a 'Waiting Area: Demo Waiting Area'. It asks for 'The person this call is about' and includes fields for 'First Name*', 'Last Name*', and 'Phone*'. Below the phone field, it says 'Where can you be reached? (Landline is preferred)'. There is a checkbox for 'I agree to the Terms of Use and Privacy Policy' and a green 'Continue' button with a right-pointing arrow.

fill in your first and last name and your telephone number

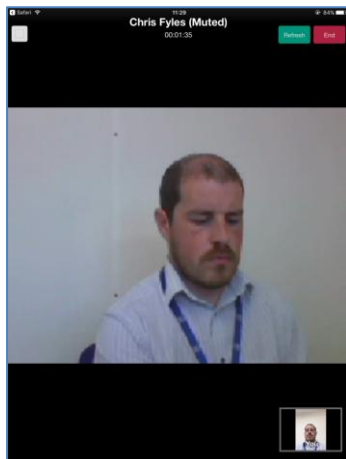
tap on the 'I agree' box
tap 'continue'



read the important information and tap 'start call'

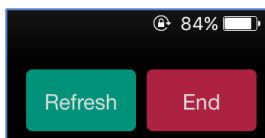


tap ok

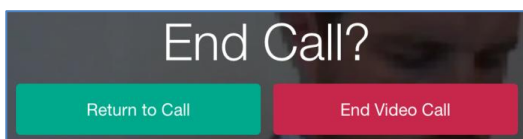


you will see yourself on the screen

the screen will change to the face of the service provider



when finished tap 'end'



tap 'end video call' to finish